

# YEARLY OVERVIEW



# 10

TOTAL AMOUNT

**£52,087,500**

April 2015 to March 2016

Lives saved so far 1 April 2015 to 31 March 2016

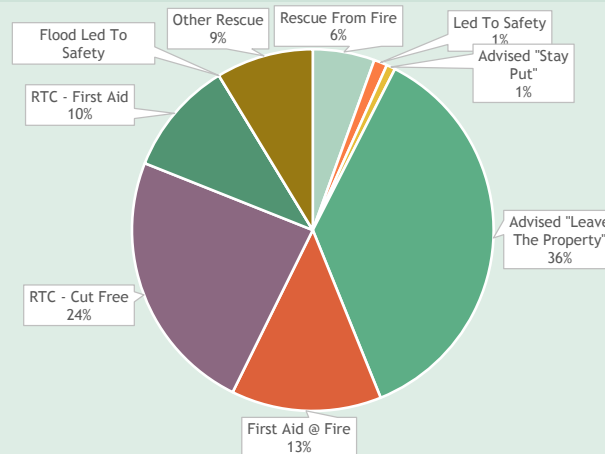
This information paper highlights the number of people that have been protected from harm, or rescued by operational crews. Data for this indicator is provided by Fire Control on a daily basis as part of the notable incidents record.

## Incident Breakdown Totals

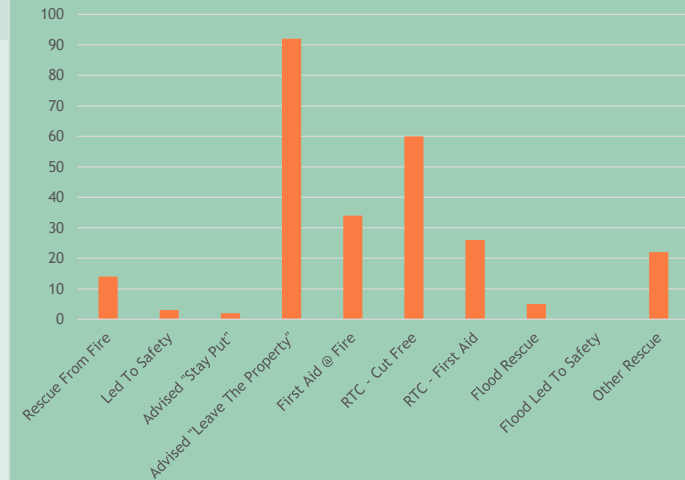
Incident Type	Total No	Multiplier	Value £
Rescue From Fire	14	100%	£10,500,000
Led To Safety	3	100%	£2,250,000
Advised "Stay Put"	2	100%	£1,500,000
Advised "Leave The Property"	92	25%	£16,687,500
First Aid @ Fire	34	10%	£2,550,000
RTC - Cut Free	60	25%	£11,250,000
RTC - First Aid	26	10%	£1,950,000
Flood Rescue	5	100%	£3,750,000
Flood Led To Safety	0	25%	£0
Other Rescue	22	10%	£1,650,000

## Accumulative Total

Total No 258 Value £52,087,500



## Incident Type



# YEARLY OVERVIEW



TOTAL AMOUNT

**£16,012,500**

**April 2016 to March 2017**

Lives saved so far 1 April 2016 to 31 August 2016

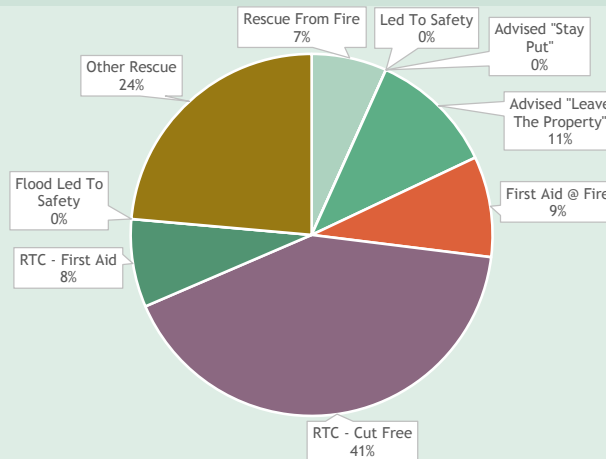
This information paper highlights the number of people that have been protected from harm or rescued by operational crew. Data for this indicator is provided by Fire Control on a daily basis as part of the notable incidents record.

## Incident Breakdown Totals

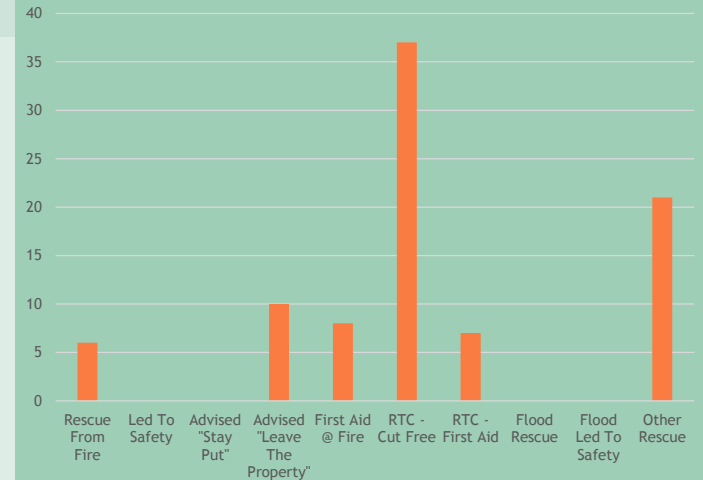
Incident Type	Total No	Multiplier	Value £
Rescue From Fire	6	100%	£4,500,000
Led To Safety	0	100%	£0
Advised "Stay Put"	0	100%	£0
Advised "Leave The Property"	10	25%	£1,875,000
First Aid @ Fire	8	10%	£600,000
RTC - Cut Free	37	25%	£6,937,500
RTC - First Aid	7	10%	£525,000
Flood Rescue	0	100%	£0
Flood Led To Safety	0	25%	£0
Other Rescue	21	10%	£1,575,000

## Accumulative Total

Total No 89 Value £16,012,500



## Incident Type



## Explanatory Notes

### Economic Value of Life

There is no standard concept for the value of a specific human life in economics. Previous discussions at SMT have raised the issue of appropriateness when placing a monetary value on life and the difficulties this presents when the people we save from fire or other incident are of varying ages and abilities. The previously cited figure of £1.2 million pounds is derived from road safety meta-analysis, and relates to the total average cost to the economy of a road collision which results in the death of a casualty, and includes data on age, location, dealing with the incident, dealing with injuries, recovery periods and more. This would appear too complex for SFRS purposes.

However, in order to determine the financial benefit of carrying out treatment regimens on hospital patients, estimates are applied to the value of life for every additional year of “quality life” that person may enjoy. The official NHS adviser has imposed a threshold of £30,000 for an added year of life provided by a treatment. This figure could reasonably be adopted by SFRS as our activity can guarantee an extended life beyond our operational intervention.

It is therefore proposed that using available data on age of casualties (persons whose lives we have saved), with an upper threshold of 80 years (average life expectancy in the population), and multiplying by a factor of £30,000 we will arrive at a value of lives saved.

So for example, a person aged 60 rescued from a house fire would have a life expectancy of  $80 - 60 \text{ years} = 20 \text{ years} \times £30,000 = £600,000$  value of life saved.

For the purposes of providing an estimate of the value of SFRS, and in the absence of confirmed age data in relation to the casualties the following value estimate is based on all casualties surviving for 25 years after our intervention and uses the following multipliers:

Incident Type	Multiplier
Rescue from fire	100%
Led to safety	100%
“Stay put”	50%
“leave the property”	25%
First aid @ fire	10%
RTC cut free	25%
RTC first aid	10%
Flood rescue	100%
Flood led to safety	25%
Other rescue	10%