

YEARLY OVERVIEW



14

TOTAL AMOUNT

£61,537,500

April 2014 to March 2015

Lives saved so far April 1st 2014 to March 31st 2015

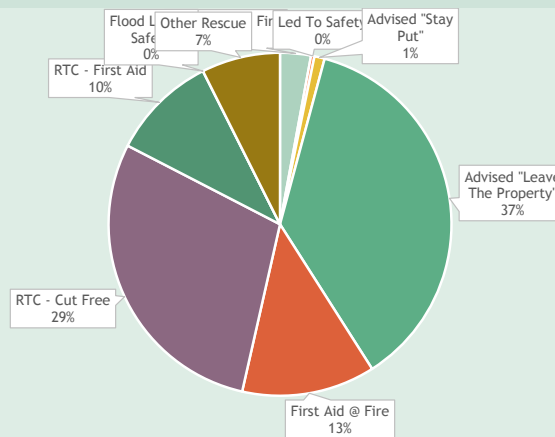
This information paper highlights the number of people that have been protected from harm, or rescued by operational crew
Data for this indicator is provided by Fire Control on a daily basis as part of the notable incidents record.

Incident Breakdown Totals

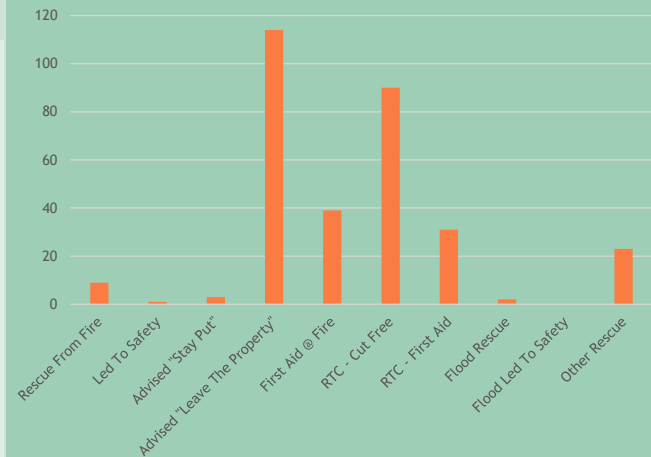
Incident Type	Total No	Multiplier	Value £
Rescue From Fire	9	100%	£6,750,000
Led To Safety	1	100%	£750,000
Advised "Stay Put"	3	100%	£2,250,000
Advised "Leave The Property"	114	25%	£26,437,500
First Aid @ Fire	39	10%	£2,925,000
RTC - Cut Free	90	25%	£16,875,000
RTC - First Aid	31	10%	£2,325,000
Flood Rescue	2	100%	£1,500,000
Flood Led To Safety	0	25%	£0
Other Rescue	23	10%	£1,725,000

Accumulative Total

Total No 312 Value £61,537,500



Incident Type



YEARLY OVERVIEW

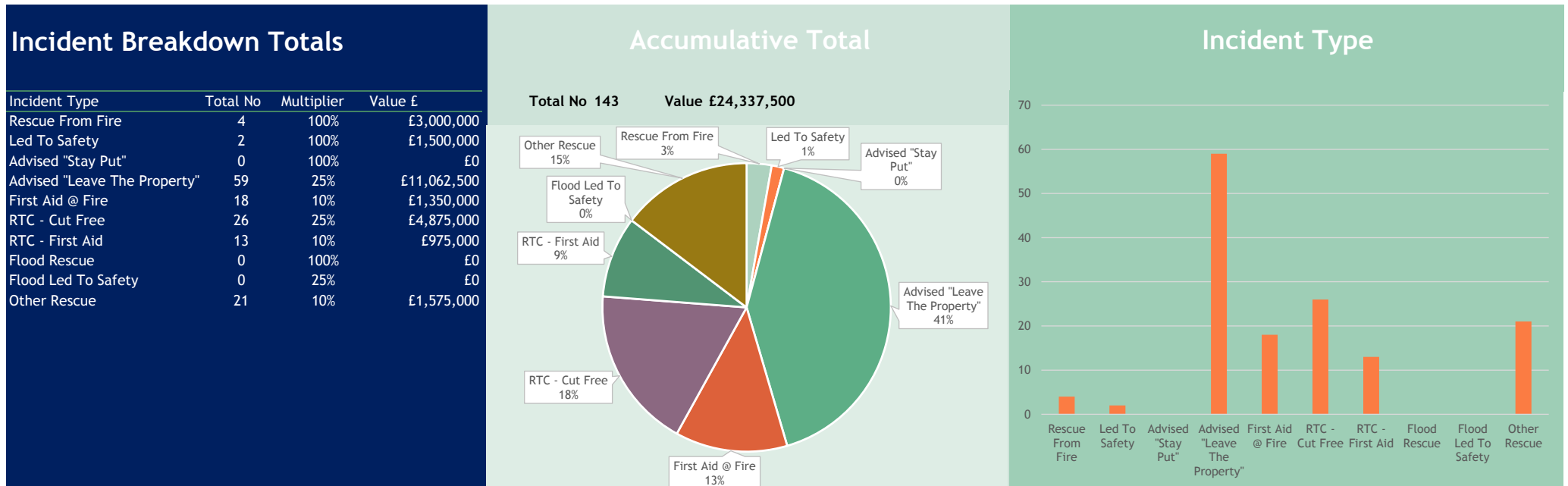


TOTAL AMOUNT
£24,337,500

April to September 2015

Lives saved so far April 1st 2015 to March 31st 2016

This information paper highlights the number of people that have been protected from harm, or rescued by operational crews in the year to date. Data for this indicator is provided by Fire Control on a daily basis as part of the notable incidents record.



Explanatory Notes

Economic Value of Life

There is no standard concept for the value of a specific human life in economics. Previous discussions have raised the issue of appropriateness, when placing a monetary value on life and the difficulties this presents, when the people saved from fire or other incident are of varying ages and abilities. The previously cited figure of £1.2 million pounds is derived from road safety meta-analysis, and relates to the total average cost to the economy of a road collision, which results in the death of a casualty. It includes data on age, location, dealing with the incident, dealing with injuries, recovery periods and more and would appear too complex for this purpose.

However, in order to determine the financial benefit of carrying out treatment regimens on hospital patients, estimates are applied to the value of life for every additional year of “quality life” that person may enjoy. The official NHS adviser has imposed a threshold of £30,000 for an added year of life provided by a treatment. This figure could reasonably be adopted by this Service, as its activity can guarantee an extended life beyond our operational intervention.

It is, therefore, proposed that, using available data on age of casualties (persons whose lives we have saved), with an upper threshold of 80 years (average life expectancy in the population), and multiplying by a factor of £30,000 we will arrive at a value of lives saved.

So, for example, a person aged 60 rescued from a house fire would have a life expectancy of $80 - 60 \text{ years} = 20 \text{ years} \times £30,000 = £600,000$ value of life saved.

For the purposes of providing an estimate of the value of this Service, and in the absence of confirmed age data in relation to the casualties, the following value estimate is based on all casualties surviving for 25 years after our intervention and uses the following multipliers:

Incident Type	Multiplier
Rescue from fire	100%
Led to safety	100%
“Stay put”	50%
“Leave the property”	25%
First aid at fire	10%
RTC cut free	25%
RTC first aid	10%
Flood rescue	100%
Flood led to safety	25%
Other rescue	10%