

# Activity Pack

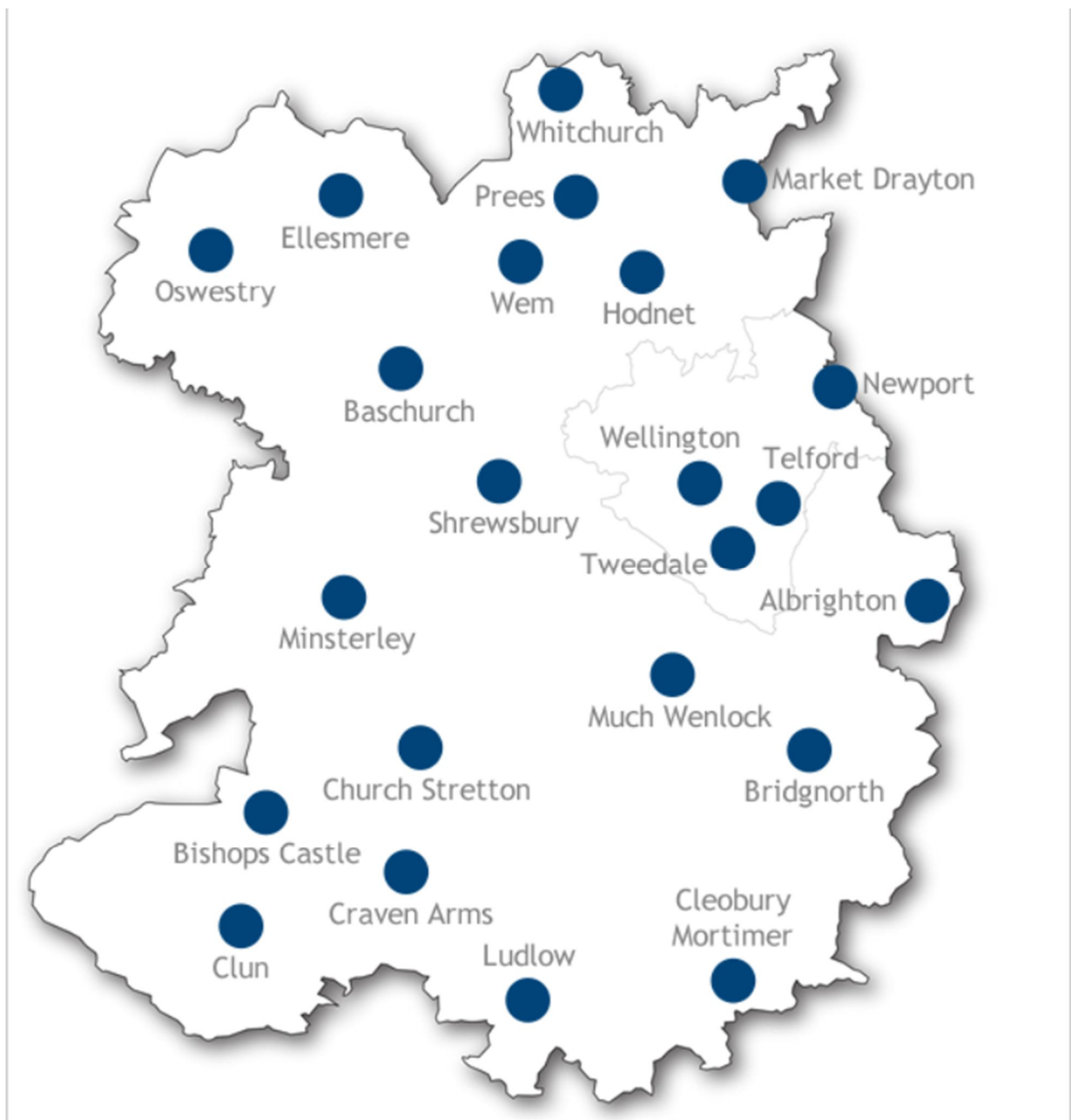


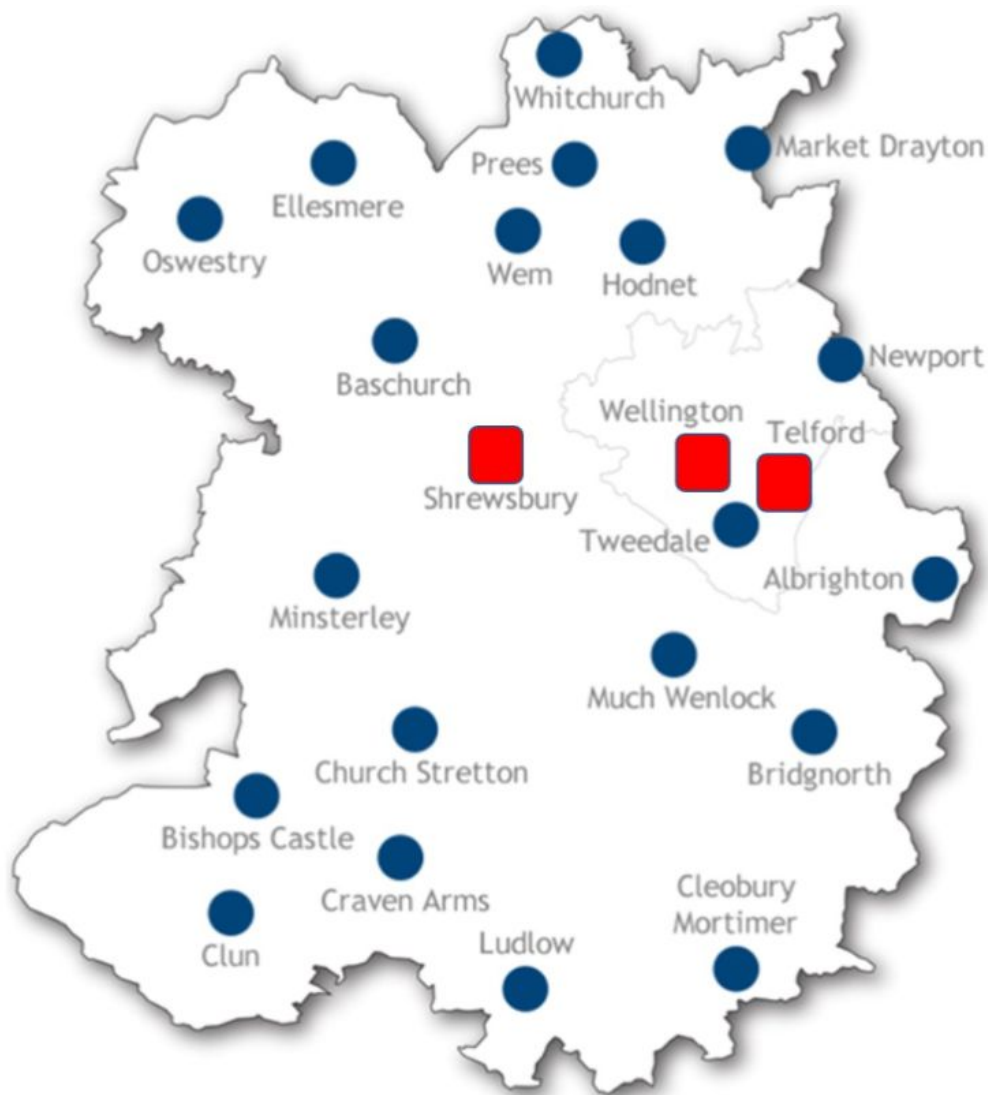
Shropshire Fire and  
Rescue Service

Shropshire Fire and Rescue Service covers Shropshire and Telford and Wrekin.

Q1 Can you circle the nearest fire station to where you live?

Q2 Can you count how many fire stations we have? \_ \_





Q3 How many squares are there on the map? \_

Q4 How many circles are there on the map? \_ \_

The squares represent our whole-time stations, which are in Shrewsbury, Telford and Wellington. These stations have 4 watches that are able to respond at any time. The firefighters take it in turns to be at the fire stations, they are there throughout the night. The 4 watches are named by colours, blue, red, white and green.

Can you colour this grid in the 4 colours?

--	--	--	--

The circles represent our on-call stations. On-call stations have a unit of on-call firefighters who respond from work or home at a moment's notice.

# Fire Engines

To aid us in emergency response, we have several different fire engines that we call "Appliances" or "Pumps". Each vehicle has a specific purpose and varied equipment carried onboard.

## Rescue Pump



Q5 How many firefighters do you think this fire engine can hold? \_\_\_\_\_

Q6 Which of the following incidents do you think this fire engine would go to (circle all that apply)

Someone who has fallen  
in the river

House Fire

Road traffic accident

A horse who stuck in mud

A house that has flooded

Q7 How many ladders do you think this fire engine has? \_\_\_\_\_

### Light 6x6 Pump



Q8 How many wheels does this appliance have? \_\_\_\_\_

Q9 Do you think this vehicle is used on narrow streets and areas that are difficult to get to in the countryside or to house fire in Telford?

Why did you say that? \_\_\_\_\_

### Aerial Ladder Platform



Q10 Do you know what the shortened name for this appliance is? \_\_\_\_\_

Q11 How high do you think this ladder platform can rise to? \_\_\_\_\_

Q12 From the list below, what emergencies do you think it may be used at?

To tackle a roof fire

Road Traffic Collision

To tackle a chimney fire

Information on the appliances – have a go at the questions before reading this 😊.

### **Rescue Pump**

The most common front-line appliance deployed to all emergency calls. It is a general-purpose unit capable of carrying and pumping water, carrying rescue and cutting equipment to deal with road traffic accidents and other rescue operations, a large ladder (for example 13.5m) and several smaller ladders and roof ladders. It is crewed by up to 6 firefighters.

### **Light 6x6 Pump**

The Light Six-Wheel Drive Pump (L6P) is a smaller version of the front-line fire engine. It is usually used in rural locations or areas where access is particularly difficult, as it can more easily negotiate tough terrain, narrow streets or remote access to certain areas, such as railway embankments. This appliance is stationed at Church Stretton as it's suited to the local terrain.

### **Aerial Ladder Platform**

An Aerial Ladder Platform (ALP) is an appliance with a ladder platform capable of extending 32m (or 104ft) in height, being able to deploy an elevated jet of water, or to provide a method of rescuing trapped people. The ALP is stationed at Shrewsbury.

## Preventing fires

Part of the role of a firefighter is also to give fire safety advice, firefighters will visit schools and tell children all about the dangers of fire and how to be safe. Have we visited your school? Do you remember anything we said?

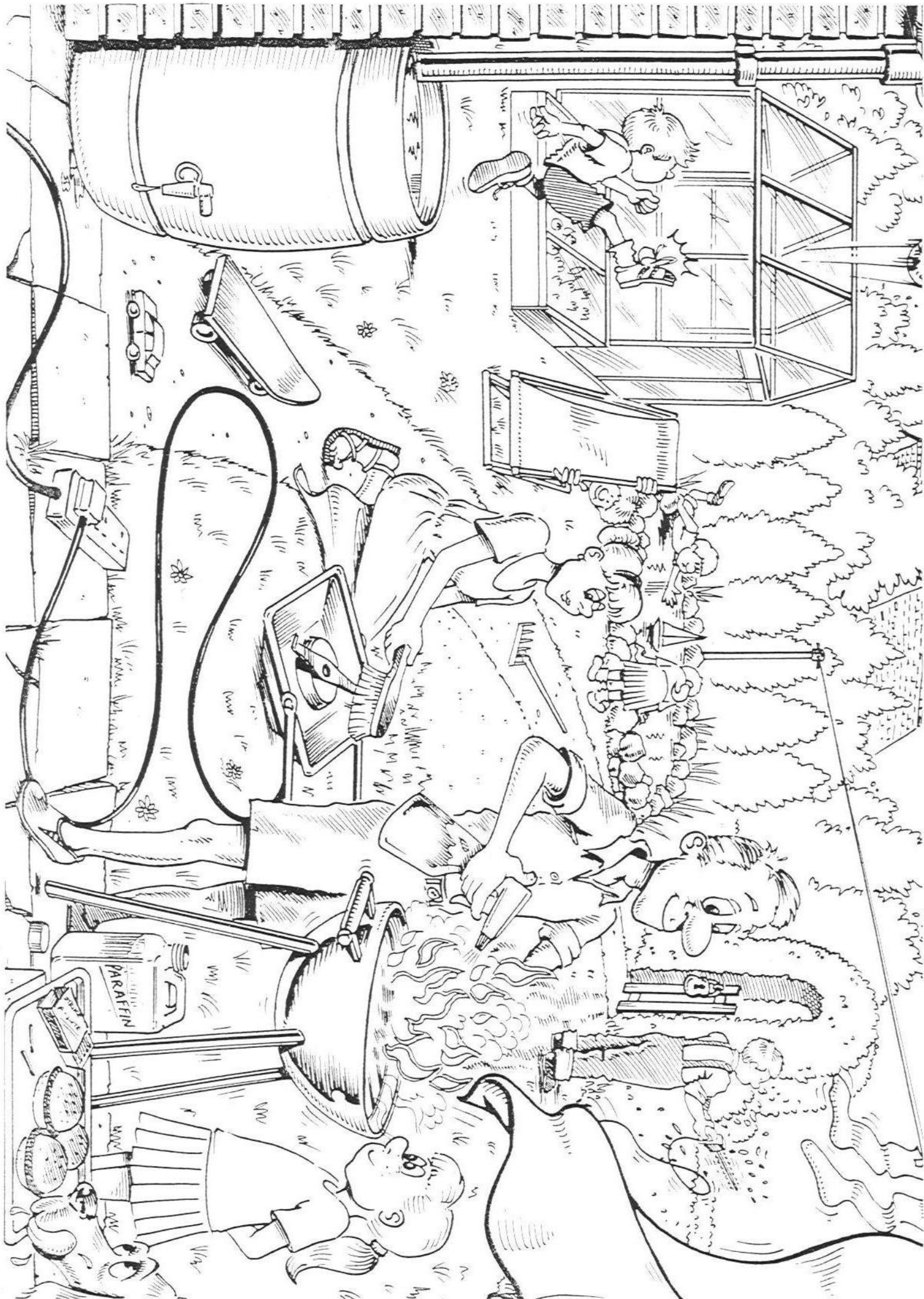
It's really important that every home has a smoke alarm. It may look like the one in the picture below. It should be on the ceiling and there should be one smoke alarm on each level of your home. Can you spot them? How many do you have?



It is also really important to know what to do if the smoke alarm sounded, perhaps at night-time. We would like every household to have an escape plan. It's a bit like the fire drill you do at school. There is a booklet on making an escape route for your home back on the main page. Have a chat with the grown-ups in your house and practice your fire drill/escape plan.

We have added some activity sheets, these include - hazards sheets. Can you circle the hazards (they don't have to be just fire hazards). If you see any of these dangers at home, tell a grown up.






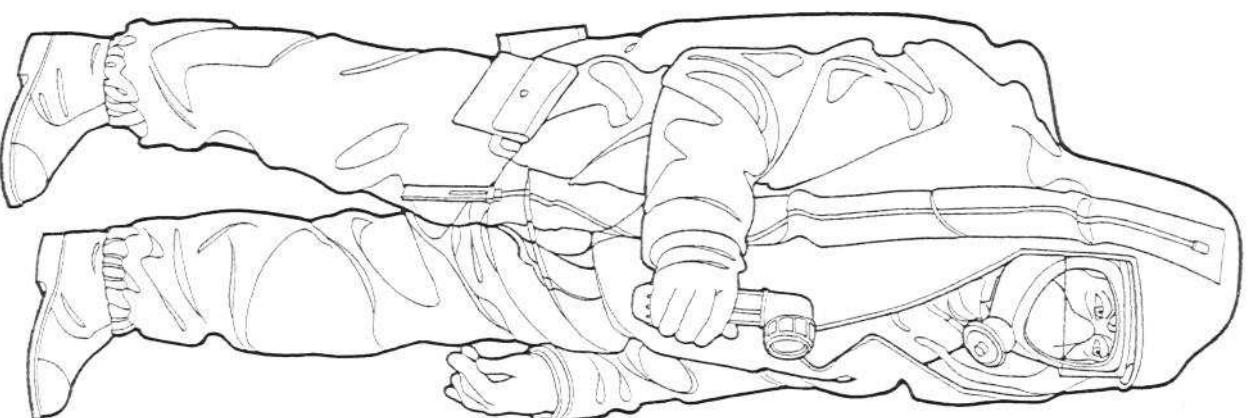
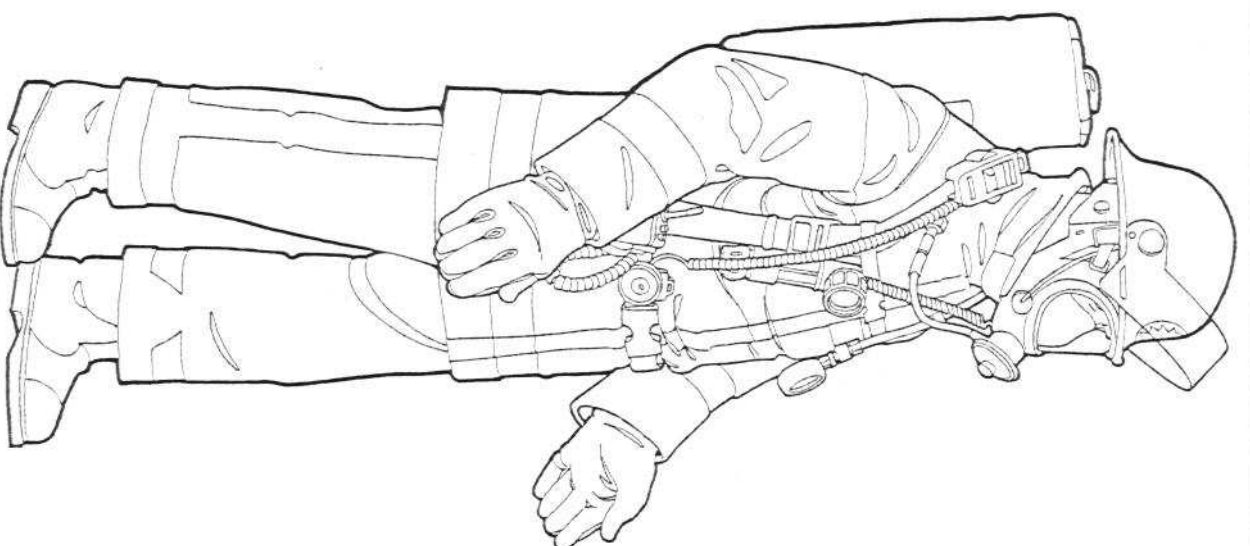
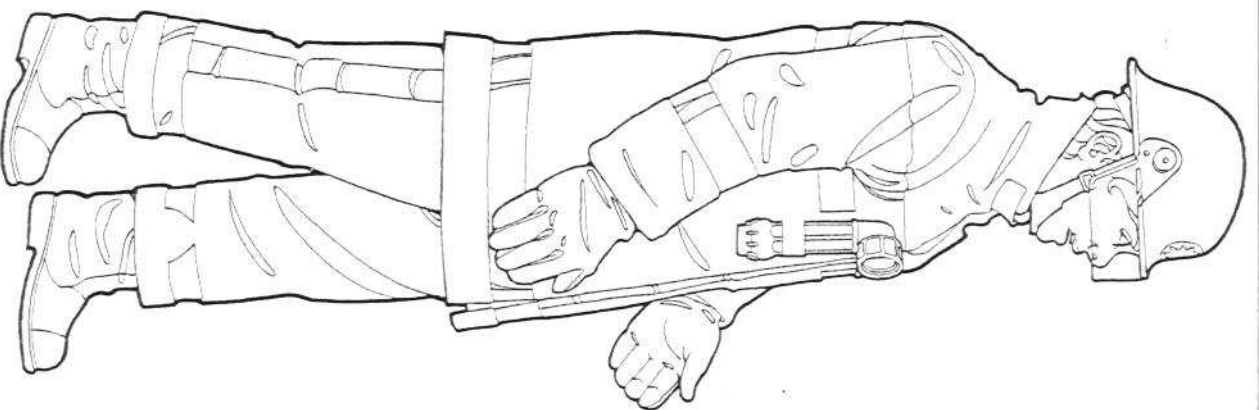











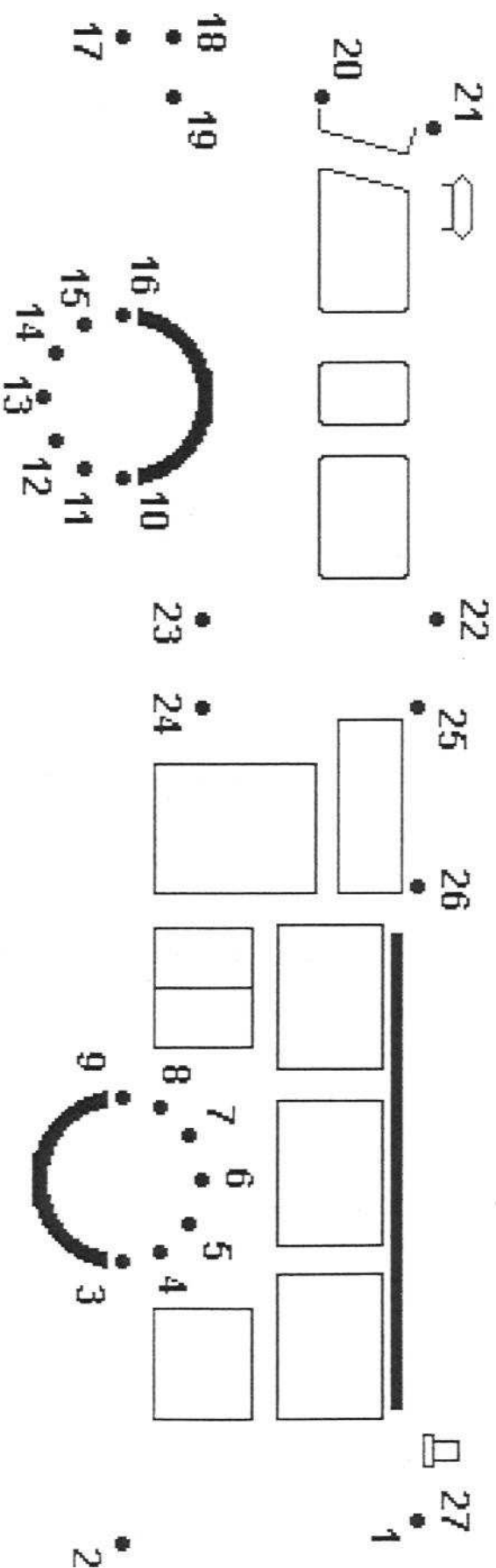


protective clothing



the fire engine

# FIRE TRUCKS



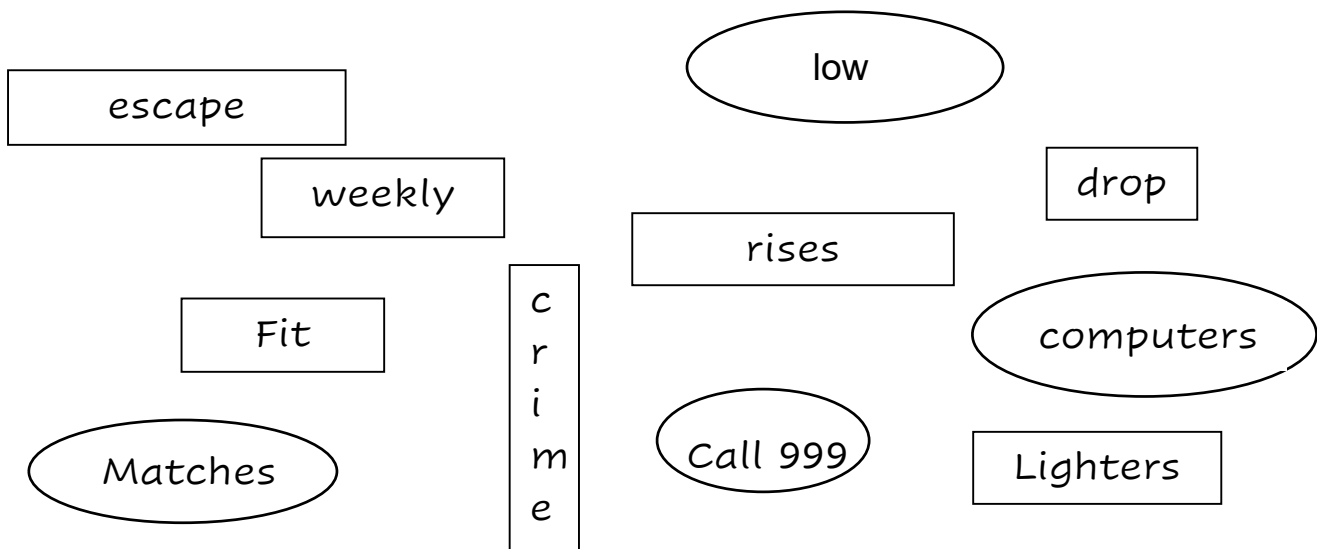
NOW COLOUR.





## SHROPSHIRE FIRE AND RESCUE SERVICE

### CAN YOU COMPLETE THE FIRE SAFETY MESSAGES?



**Ask a grown up to cut the above clues out and place them in the correct place. Answers can be found in the answer booklet on our website.**

Test smoke alarms .....

Don't play with .....or  
.....

Make a family ..... plan.  
..... smoke alarms.

Arson is a .....

Get out, stay out, .....

Stop, ..... and roll.

Smoke ....., keep .....

Switch ..... off, before bed.



# P U Z Z L E S

## WORDSEARCH

D O G E F  
B I T I E  
U H R S X  
R E O H I  
N H E T T

HOT  
FIRE  
DOG  
HOSE  
BURN  
EXIT

Here's a harder one:

A R S O N R R E R H B D R K D ALARM  
R L E N X E L H M O U E D R R FLAME  
H R E E I O D N E I R F X F R FIRE  
D D H E R S H E Y R N E N I S STOP  
E L L I R D O M F T S D T E T BURN  
T E E M C H S O E L N R H A I FRIEND  
H P O R D S O A R M A C A H W ARSON  
E O S X E E L M I N T M T N O DRILL  
S E U E R O L L F A X O E U E DROP  
E U O S K M E F M A D O L F T WATER  
S D R K E O E U A L A R M H H HOUSE  
O P R E S T M B H E O O D T R SMOKE  
H I R R D P B S H D R N I E O HOSE  
H E O S T O P A E T E D L P A MATCHES  
D O G S B X I F D R E O E E E ROLL  
DOG  
EXIT